

## *The School Locker is proud to be working in partnership with Pennant Hills High School*

### **Pennant Hills High School Uniform Shop**

We aim to provide your school community with excellent service, quality products and a wider product range than you would usually expect to find in a school uniform shop.

#### **Uniform Shop Details**

Laurence Street, Pennant Hills

Contact: Suzanne Haskins

Email: [PennantHillsHS@theschoollocker.com.au](mailto:PennantHillsHS@theschoollocker.com.au)

#### **Trading Hours During School Term**

Monday 10:00am - 2:00pm

Friday 8:00am - 12:00pm

### **The School Locker Liverpool**

Visit The School Locker Liverpool and discover a convenient one-stop-shop for school footwear, stationery, technology, musical instruments and sports equipment. Mac1 Service is also in-store and provides Apple Authorised repairs for all Apple devices.

#### **Store Details**

The Grove Homemaker Centre  
2-18 Orange Grove Rd, Liverpool

Phone: 02 8796 2100

Monday to Wednesday & Friday 9am - 5pm

Thursday 9am - 7pm

Saturday & Sunday 10am - 4pm

#### **Shop online at [theschoollocker.com.au](https://theschoollocker.com.au)**

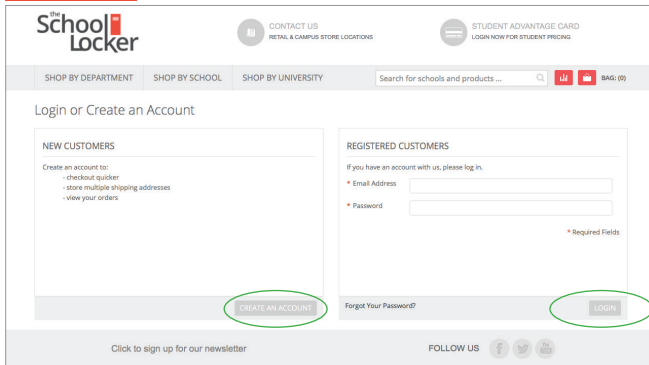
Products are available for purchase online from The School Locker website. You can choose to have your order shipped directly to you or you can collect it from the school uniform shop during trading hours.

Join The School Locker Student Advantage Program to access special pricing and generate revenue for your school with every purchase you make in any of our stores. Set up your membership online at [theschoollocker.com.au/customer/account/](https://theschoollocker.com.au/customer/account/)

# Quick guide to setting up your Student Advantage Membership online.

Get started by visiting [theschoollocker.com.au/customer/account/](https://theschoollocker.com.au/customer/account/)

## Step 1



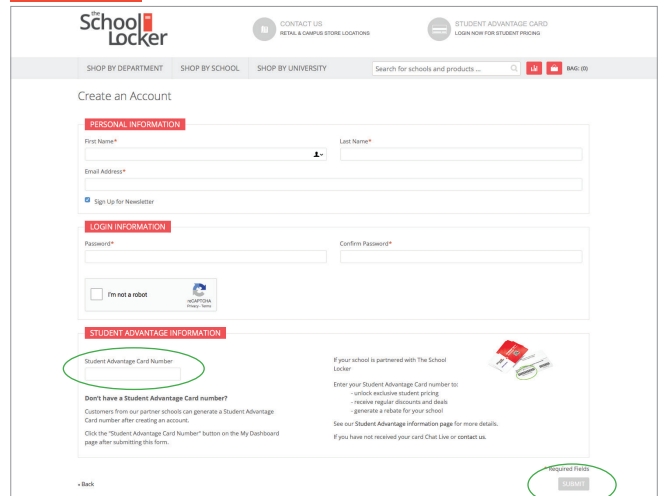
### Are you a new customer?

Click **CREATE AN ACCOUNT** and go to **Step 2**.

### Do you have an account but need to set up your Student Advantage Membership?

**Login** to your account using the *Registered Customers* form. Refer to **Step 3** instructions.

## Step 2



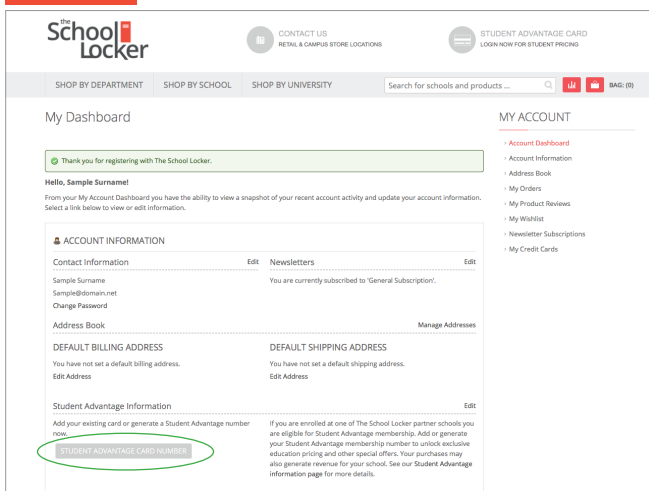
Complete the *Create an Account* form.

**If you DO have a Student Advantage number** provided by your school (via email or on a Student Advantage Card) enter it in the *Student Advantage Card Number* field and click **SUBMIT**.

That's it, you're finished. This will immediately assign your Student Advantage Number to your account so you see Student Advantage Pricing when you login.

**If you DON'T have a Student Advantage Number**, skip the *Student Advantage Information* section and click **SUBMIT**.

## Step 3

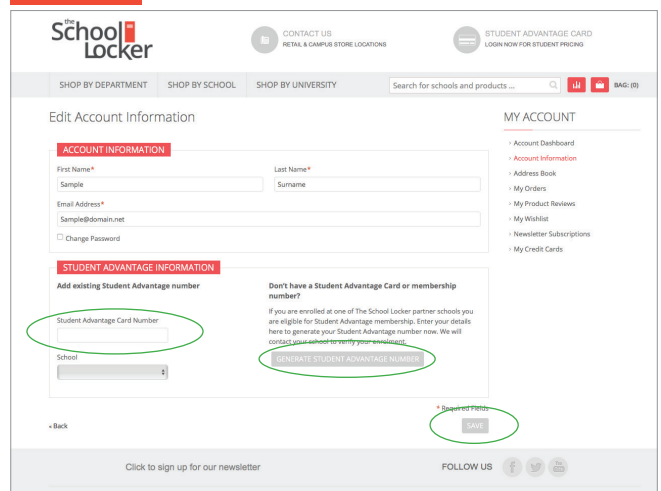


You will be re-directed to the *My Dashboard* page.

Click on the **STUDENT ADVANTAGE CARD NUMBER** button.

You will be re-directed to the *Edit Account Information* page.

## Step 4



**If you DO have a Student Advantage Number** enter it in the *Student Advantage Card Number* field and press **SAVE**.

**If you DON'T have a Student Advantage Number** click on **GENERATE STUDENT ADVANTAGE NUMBER** button.

A pop-up window will appear. Complete your details including Parent/Guardian Name, Email Address, Student Name, School and Year Level. Click **SUBMIT**.

This will immediately assign your Student Advantage Number to your account. Click **SAVE** and you will see Student Advantage Pricing each time you login.